





Plum, Greengage (*Prunus* spp.)

Type	Deciduous/ Evergreen	Height x Width (metres)	Spacing (metres)	Pollinator	Soil type	Sun	Moisture	Shelter	Plant	Harvest
	D	3-6 x 4-6	3-5	Y				Y	Late autumn	Mid/late summer

Site

- Prefers a warm, dry summer, cool winter, and tolerate frost (except in spring).
- Tolerates partial shade, and both wet and dry conditions.
- Copes with a wide range of soils, including clay.

Care

- Plant in late autumn so the tree is well established by spring.
- Has shallow roots – mulch thickly to keep the root zone moist and weed free.
- Water regularly while young and when fruit is developing.
- Net against birds when fruit is ripening (or share with the birds).
- Self-fertile, but you'll get more fruit if cross-pollinated with another variety.

Training & pruning

- Easy to grow, more disease resistant than other stonefruits.
- Best trained in a *vase* shape or *fan* on wires spaced 15cm apart.
- Training and pruning tips are the same as for Peaches and Nectarines.

Companions

- Spring bulbs, tansy, garlic, comfrey, marigold, multiplying onion.

Harvest

- Bears fruit within 2–4 years, ripening from midsummer to early autumn.
- Pick when ripe for eating fresh or for making juice. Can also use for jelly, desserts, sauce or bottling.
- *Prune plums* fruit later, and can be eaten fresh, dried or bottled.

Health

- Very high in vitamin C and fibre, and a good source of vitamins A and K.

Recommended varieties

Plum

Early: Duff's Early Jewel, Wilson's Early


Mid: Fortune, Purple King, Greengage

Late: Omega

Prune plum

Mid: Cacac Fruitful

Late: Stanley



Fan shape



Vase shape